



Welcome to:

DORA KENNEDY FRENCH
IMMERSION
VIRTUAL STEM FAIR
INFORMATION SESSION

Wednesday, October 30, 2024
6:30 pm - 7:30 p.m.

Presenter: Dr. Clovis Djeutcha

■ STEM =
Science-Technology-Engineering &
Mathematics



SUPER STEM FAIR PROJECTS



I WANT TO MAKE A WINNING
PROJECT


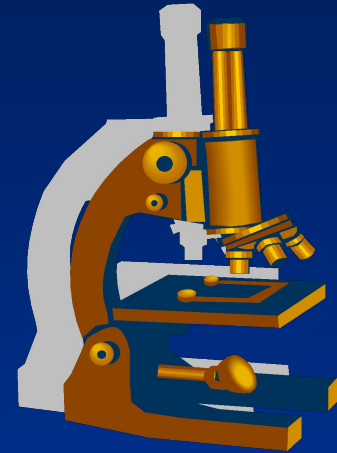
Teachers involved in STEM Fair projects

- Grade 3 – Mme. Mortiniera,
- Grade 4 - Mr. Feudjo
- Grade 5 - Mr. Kometa
- Grades 6 & 7: Dr. Djeutcha



What is a STEM Fair?

STEM = Science-Technology-Engineering & Mathematics



A STEM fair is (generally) a competition where contestants create a personal project related to science, technology, engineering and/or mathematics, . The scientific method must be used. However, the scientific question may vary from one project to another.

DKFI is doing electronic and virtual STEM fair therefore Backboard is NOT needed for display.

Why Electronic & Virtual STEM Fair?

- ▶ Allows students to shift from the traditional science fair, which is totally physical in nature, to a hybrid science fair which allows for virtual or electronic modes.
- ▶ Combining student engagement in the sciences with modern technology and effective parent and teacher guidance.

**HOW DO I SHARE MY WORK IN
PROGRESS WITH MY
TEACHER?**

**All students will use
PGCPS Google Slides
sharing platform.**

Hyperlinks

DKFI STEM Projects (Archives)

- <https://www.pgcps.org/schools/dora-kennedy-french-immersion>

Use this link to register to be judged:

- <https://tinyurl.com/DKFIStem2024>

Feedback

<https://tinyurl.com/STEMinfofeedback2024>

French Dictionary Online

www.wordreference.com

Safety Review Approval Process

<https://app.luminpdf.com/viewer/5f9032fd077ac90011525092>

(You may copy link and past in browser to open)




The project Slides



- 1. A testable scientific question that is supported by research
- 2. A prediction/hypothesis that attempts to answer the question, and supported by research
- 3. A summary of the material list (quantity specific)
- 4. The procedure & the variables that are controlled, changed, and measured (Be specific)
- 5. The results-data, graphs and other visual representations
- 6. The conclusion, restating your question, prediction is valid or not and why, future research and the problems you encountered, Safety measures you observed



The Electronic Display



- Title: Short, catchy, related to the topic and results of the experiment
- Question: The question to be tested
- Prediction: The predicted answer to the question/problem asked with an accompanying reason
- Materials: A list of the supplies, equipment to be used
- Procedure: A list of the steps followed to perform the experiment
- Results: Data displayed in table and graph form to include data analysis (mean, median, mode, range) and accompanied by a written explanation
- Conclusion: Briefly answer the question asked in the beginning; state the prediction to be supported or not supported, indicated any problems you encountered, and ~~make~~ suggestions for further or future research.



The Electronic Display



- Be Neat
- Use Colors to Attract Attention
- Select One Presentation Theme and use it throughout
- Choose a catchy title
- Spelling Counts
- Plan your slides: You should have 15 or less slides or 1000KB.
- Do NOT add a video. We do not have enough space for videos.
- Be Prepared



Guidelines at a glance

- All Students in grades 3-5 will complete individual STEM fair research and scientific procedure or inquiry.
- Middle school students have two options: An individual project or a team project. A team will consist of no more than 3 students. Students are expected to form their own teams and submit their names to the science department no later than Friday November 22, 2024. All judging teams have to register for the STEM Fair.



Guidelines at a glance

- Dora Kennedy French Immersion School STEM Fair. Competition Sign-up will close on December 12, 2024 @ 11:59 p.m. Make sure your question, materials, and procedure have been approved by your science teacher before you visit the website to sign up.
- Only projects that have earned full approval from the science teachers and have been corrected and reviewed by the science teachers will be retained for judging.



Guidelines at a glance

- One file of e-fair project must be turned in to the science teacher using the following formats: A Google Slide Project Presentation. Students must label all work with their Last Name, First Name, Teacher name and Grade. Students must have another copy of STEM project stored electronically in a separate location. Science teachers will upload the electronic projects onto the DKFI website, on January 20, 2025. Virtual judging is on Wednesday, January 24, 2025.

Guidelines at a glance

- The presentation file must have no more than 15 slides or pages (photos included), and must not exceed 1000KB.
- It may contain pictures, text, and scanned drawings.
- Check DKFI website for previous projects



Guidelines at a glance

- Again, the link to register is
 - <https://tinyurl.com/DKFISem2024>

Registration end on Monday,
December 12, 2024 @ 11:59 p.m.



Guidelines at a glance

(Teacher Support)

- Proofreading the written work in French and approving critical sections of the project.
- Evaluating the science content.
- Providing General guidance.
- Uploading project on the DKFI website on January 20, 2025.



Guidelines at a glance

(Parent Support)

- Encourage your child to complete a project
- Guide your child to pick a testable/measurable STEM question
- Remind your child about due dates
- Provide materials for the experiment
- Submit a Safety Approval Form if need and monitor Safety measures during experimentation
- Remind your child to sign up for the STEM Fair
- Providing General guidance & Tech Support.
- Ensure project is ready for submission on January 20, 2025

QUESTION:

A good STEM fair project starts with a question. This question often asks "what if," "how," or "what effect something will have."


The question should be one that can lead to an investigation NOT a demonstration or a report.

Students may come up with a new question, adopt an existing question or modify an existing one

Prediction/Hypothesis:

Prediction is based on Prior knowledge, observations, or research, and is proven true or untrue by the investigation.

Scientists use the word hypothesis when they make a prediction. A hypothesis is a possible explanation for an observation or problem that can further be tested by experimentation



Materials:

They need to be listed in specific amounts and sizes.

Metric units should be used. The material list allows

other people to repeat the experiment exactly to see

if they get the same results.

Seek help!

PROCEDURE:

Write all the steps that were followed in setting up the experiment and collecting the data.

Number the steps.

Factors that can affect the outcome of the experiment, called **VARIABLES**, must be identified and controlled as part of the procedure.

The variables should be listed as part of the procedure.

REMEMBER TO DO REPEATED TRIALS (minimum 3 trials)



RESULTS: CONCLUSION:

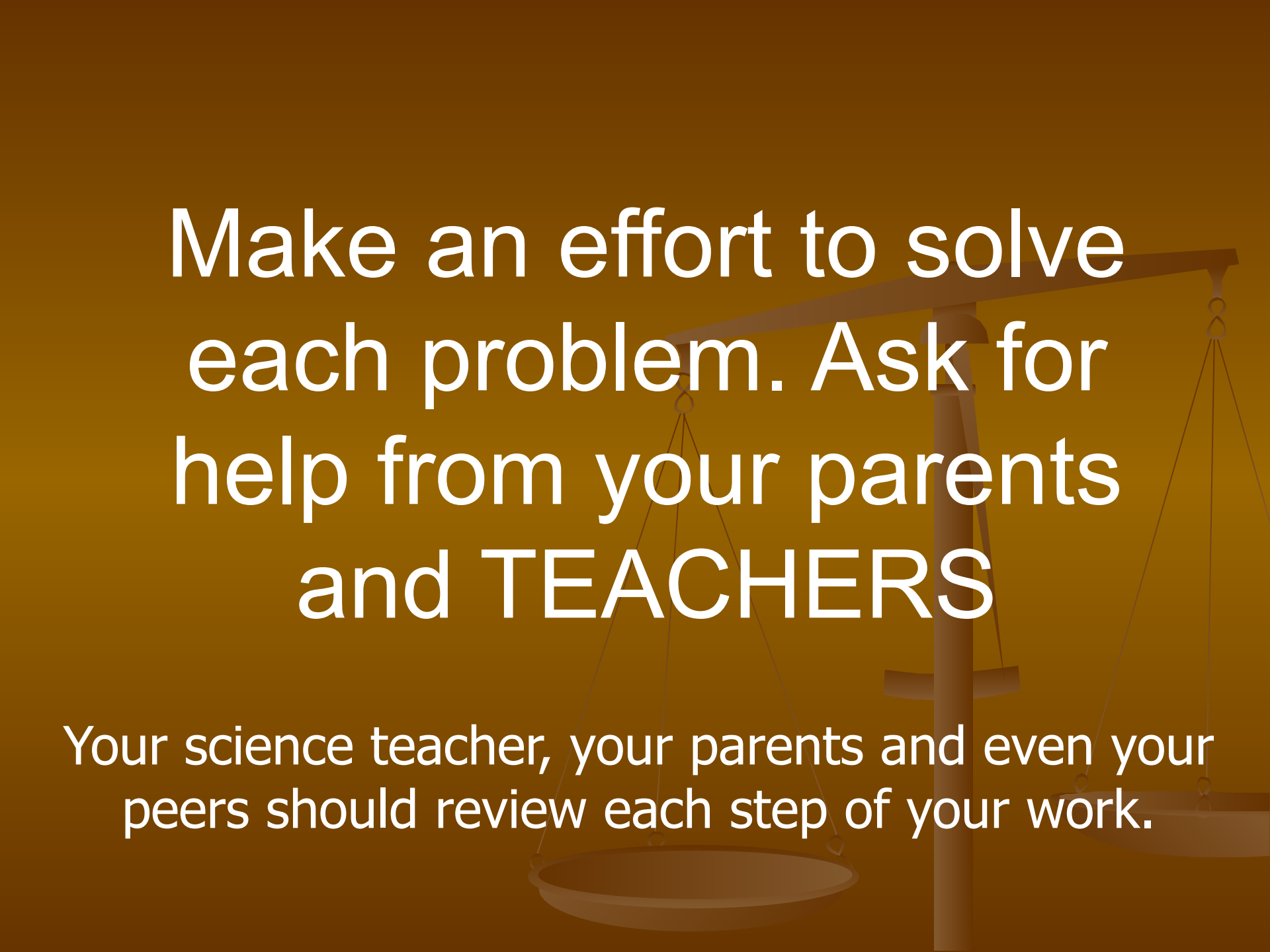
The results of the experiment include measurements and observations as well as a written explanation of what happened. The best method for organizing data is a data table. When constructing a data table, remember to include space for the repeated trials and for the mean (average.) Use a graph.

A written explanation about what the data shows must be included.



All projects will be judged on the basis of the Prince George's County Science Project judging benchmarks. Judges look at Scientific method, Creativity, Clarity of Communication.

Please do not forget to review the Judging Criteria-Evaluation Sheet on the DKFIS Science department website.

A faint, semi-transparent image of a balance scale is visible in the background. The scale is positioned on the right side of the frame, with its vertical post and horizontal beam extending across the upper right. Two pans are suspended from the beam by thin wires. The scale is slightly tilted, with the right pan appearing lower than the left. The background is a solid, dark brown color.

Make an effort to solve
each problem. Ask for
help from your parents
and TEACHERS

Your science teacher, your parents and even your
peers should review each step of your work.

AGREEMENT

- I am aware that my final project in electronic format (Google Slides) is due to my science teacher on **Monday, January 20, 2025**. I will submit my project electronically in order for it to be eligible for the **2024-2025 DKFI Virtual & Electronic STEM Fair Competition**. My work should not include any **animals, dangerous or unauthorized devices, dangerous instruments, substances or chemicals, disease-causing organisms, microbes or fungus (living or dead), flames or flammable materials, highly combustible products, expensive items, glass containers, or drugs**. I also understand that I **CANNOT** use **human subjects (including SELF), participants or controlled devices or laser instruments**. I will be prepared, if needed, to respond to questions in writing to the judges via a Google Doc or another electronic format on **Friday, January 24, 2025**, and I understand that the decision of the judges is final.
-

