

# ART TO ART

## PGCPS Visual Arts Newsletter

### PGCPS Students Exhibit at the Walters Museum

Lisa Stuart Whitehead

On December 15, 2019 twenty PGCPS students had artwork on display and were recognized at the Walters Art Museum in Baltimore for the annual Maryland Art Education Association Student Art Exhibit. Students who attended the reception, were honored on stage with a certificate for their participation. Congratulations PGCPS Students!'"



#### Featured Artist: Yshai


The Maryland Art Education Association held its student art exhibition this past fall. This annual art exhibition features artwork by PK-12 students from across the state. One of our students, Yshai, participated in the student art exhibition show and received an award! We are SO proud of Yshai and his work!

Here's a message from his mom, Ayelet:

I can say with total certainty that my son's many weeks at camp over the years contributed to his success as an artist. Today Yshai was recognized by the Maryland Art Education Association. Thank you, Art Works, for exposing Yshai to the sophisticated, creative, boundless artistic process.







## Five Kingdoms Sculpture

Elena Gastón Nicolás

Taking as inspiration the works of Dan Lam, Serena García, Frank Stella Circuit Series, Adan Frezza & Terri Chiao Paper Islands and Ugo Rondinone's Seven Magic mountains; Phyllis E, Williams and César Chavez Dual Language Spanish Immersion Schools have been working collaboratively on a 3D 13"x 13" x 70" project.

Creativity and innovative thinking are essential life skills that can be developed at school. Individual aesthetic and empathetic awareness developed through engagement with art can lead to understanding and appreciation of self, others, the natural world, and constructed environments.

We wanted to make a small monument allegory of the five kingdoms of life.


The mineral, vegetable, animal kingdoms, are integrated in the organized human form. Each kingdom of Nature depends and extracts its life of the kingdom that precedes it. Each one is a repository of power and vitality for the one that follows in the evolution or development of forms...Therefore, each of these kingdoms can be considered as a laboratory where the necessary food is prepared for the formation of more refined structures.

*Center of Philosophical Studies.  
Man, life, deity. Santiago-Chile.*

*Continued on page 3*







*Five Kingdoms Sculpture*  
*Continued from page 2*

All the students have been working in the different Kingdoms:

5th, 6th grades: Mineral Kingdom and structure.

4th, 3rd grades: Human and Animal Kingdoms

K, 1st, 2nd grades: Animal, Vegetable and Devic Kingdoms.

In exploration and imaginative play with materials and Elements of Art with Volume, we have learned cultural uses of artwork from different times and places, using Brainstorming in collaboratively multiple approaches to the design.

The Artwork was made with: Plastic milk boxes, carpet, cardboard, colored paper, acrylic paint, geometric shapes, borispan, glitter, glue, silicone, white clay, modeling paste, plastic animals, plastic packaging, geometric ethnic patterns, globe earthwork and recycled materials.


The result has been reflected in a video: <https://youtu.be/HsbpC6-ci2c>

The students have enjoyed the process and have been satisfied with the result by checking that the sum of small wills can generate something bigger.

The piece has been exhibited in the PG3D Arts Showcase at The Bowie Center for The Performing Arts.







## Parent Night Out Paint N Sip Cocoa

Lydia Peters,  
Rockledge Elementary


At least twice a year, Rockledge ES host a Parent Night Out so families can get some time to do much needed things, while our WONDERFUL Principal, Mr. Roger Prince and a number of the equally wonderful staff volunteer to stay till 9:00pm to host this event.

This event was done on Friday 6th December, 2019 from 5:00 pm to 8:30pm First we do dinner for the kids, then activities, one of which includes Paint N Sip Cocoa. Then we do a Movie.

Our parents look forward to these events. The event was well attended.







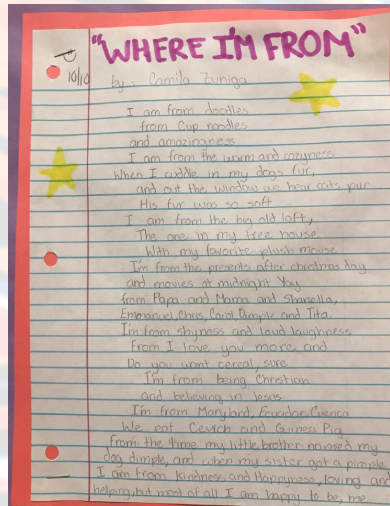
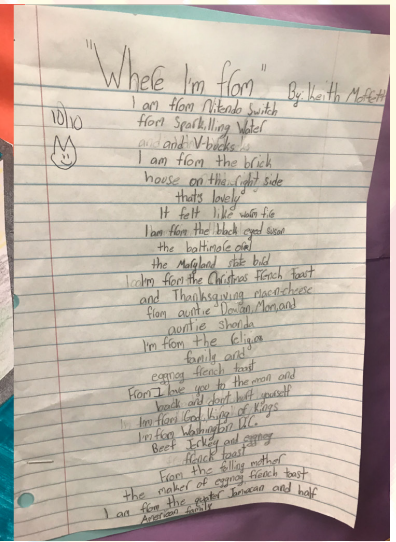

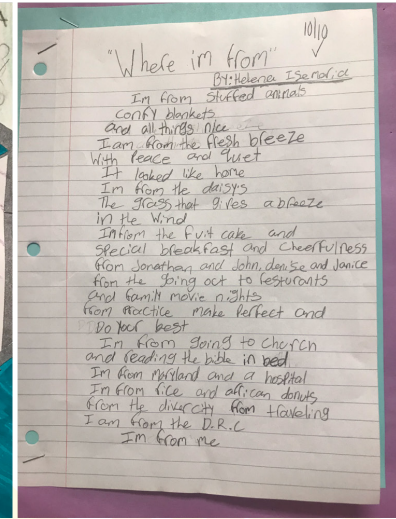
## Culture and Diversity Arts Integration Project

Sara Miller,  
Rockledge Elementary

These projects were a part of our recent Social Studies unit on Culture and Diversity. Students were asked to explore their own culture for each of the assignments.

For the “Where I’m From” poems students were given a brainstorming activity and template to help guide them in their writing. Final drafts were handwritten on lined paper and we hosted a “Poetry Slam” where students could volunteer to share their poems with their classmates.

For the Culture Cubes we watched a video on street artist Thank You X. He is an artist from Los Angeles who focuses much of his work on the iconic Andy Warhol and tends to design his work into a mural of cubes. We did a spin-off of his idea and made a mural of our own cubes. The students each received a cube template and were told to design it to showcase their unique culture.





## Upcoming County Art Shows

### CENTRAL COUNTY

APRIL 2- APRIL 14, 2020

Opening Reception: April 14 6:30-8pm

Prince George's Community College Atrium  
301 Largo Road  
Largo, MD 20774



### NORTH COUNTY

APRIL 15- APRIL 21, 2020

Opening Reception: April 15 6:30-8pm

The Clarice Smith Performing Arts Center  
University of Maryland  
8270 Alumni Drive, College Park MD 20742



### SOUTH COUNTY

APRIL 21- APRIL 30, 2020

Opening Reception: April 23 6:30-8pm

Harmony Hall  
10701 Livingston Road  
Fort Washington, MD 20744



## De-escalation Techniques

Ruby Decker, Montpelier Elementary

Practicing the following strategies can help you handle intense moments with defiant students and avoid power struggles. Reasoning with an angry student is often impossible, so our first goal is to reduce the level of their agitation. After they have calmed down, a productive discussion can follow. Teaching from a trauma-informed perspective can reduce heightened emotional conflict that drains teacher effectiveness and the wellbeing of your art room.


- Appear calm and self-assured (make sure you don't look angry)
- Maintain a neutral facial expression
- Control your breathing
- Keep your space from the student
- Lower your voice and keep an even, respectful tone
- Give them choices
- Tell the child what you want them to do rather than what you do not want them to do; for example, 'I want you to sit down' rather than 'stop arguing with me'
- Walk away
- Show that you are listening and re-state what the person is saying
- Remove the audience
- Be willing to find a solution
- Offer to change the way you are doing something
- Validate their thoughts
- Avoid overreacting
- Let the person talk without interrupting

- Clarify expectations
- Apologize for something you did wrong or the way it was taken
- Avoid needing to get the last word
- Call another adult for help
- Ignore the behavior if it's minor
- Show empathy
- Spend time after the incident to identify ways to improve

Try these phrases that de-escalate, such as:

- Say, "Let's talk about this later".
- Ask, "What would help you right now?"
- Change the subject to a positive one.
- Say, "I see where you are coming from."
- Say, "I want to help you."
- Say, "You can do this."
- Say, "I see your point."
- Ask if they can explain more about how they're feeling.
- Say, "So, you're upset because \_\_\_\_, right?"
- Don't say "Calm down."
- Encourage the person to use a coping strategy.
- Don't take items or personal property away from them.
- Encourage the person to take a walk or get a drink.
- Acknowledge where you agree with the person.
- Tell the person, "I'm here for you."
- Say, "Talk to me," and listen.
- Tell the person to take a minute to themselves.





## National Gallery of Art Museum Makers

Joel R. Woodyear

During the seven week program, Alexy-Alani Okie was tasked with creating a process journal, detailing her studies at the NGA, and an in-depth analysis of a painting, which she then presented to guests.



JOIN US FOR A COMMUNITY CELEBRATION

## PRISM.K12 Exhibition of Student Artwork

**SATURDAY, MARCH 14**  
**11 AM-1 PM**

The Phillips Collection  
1600 21st Street, NW, Washington, DC  
Dupont Circle Metro



Featuring artwork created by students through a Phillips Collection-University of Maryland course for PK-12 educators that integrates the visual arts seamlessly into the core curriculum. This exhibition features art combining multiple subject areas by students from:

- Benjamin Tasker Middle School, MD
- College Park Academy, MD
- Edward M. Felegy Elementary School, MD
- The Lab School of Washington DC
- Laurel High School, MD
- Parkdale High School, MD
- Temple Emanuel ECC, MD

*Can't make it to the celebration?*  
*The exhibition will be on view at the Phillips from February 22-April 3.*


Questions? Contact Hilary Katz at [hkatz@phillipscollection.org](mailto:hkatz@phillipscollection.org)



The Phillips Collection

[PhillipsCollection.org](http://PhillipsCollection.org)





## Eleanor Roosevelt Students Display Artwork at Greenbelt City Hall

**Christine Wilkin**

Students taking Art 1, Art 2, Computer Graphics, and AP Art and Design had their work on display at Greenbelt City Hall’s new art gallery. This is the third art show inside the city’s chamber room. The first show was in August and September and showed work by Greenbelt Art teachers. Thanks to being awarded a grant by the Jim Cassel’s Community Service Award two years ago, the Eleanor Roosevelt High School Art department has been able to frame and display students’ artwork in a number of shows in the Greenbelt community; including two student art shows at the New Deal Cafe in Greenbelt, a show at the Greenbelt Arts Center, and this show in Greenbelt City Hall.



*Jamie Voytsekhovska*



*Travis Hansen*

## This is YOUR Newsletter

Share your art news with other PGPCS Art Teachers.

- Did your school do a special installation or mural?
- Do you have an exciting collaborative project to share?
- Did you attend an art exhibit on your own or with your students?
- Are you showing your own art anywhere?\*
- Are your students showing their art anywhere?\*
- Is there an art event that you think others might like to attend?\*
- Or any other Art Teacher related stories you would like to share?

Please submit stories in a Google Document using the button below. Include photos in the document if you wish.

Please keep stories to a half page, single spaced, 12pt type. (Exceptions may be made for length if needed).

\*Keep the date in mind if your news has a deadline or specific time frame that may have passed by the time we distribute. Email Monique Connealy (monique.king@pgcps.org) to confirm newsletter deadline.

**CLICK HERE TO UPLOAD STORIES**

**Opening Reception:**  
 Tuesday, March 3, 2020, 6:30-8:00pm.  
 (Inclement Weather Date: March 10, 2020, 6:30-8:00pm)

2020 Prince George’s County Public Schools

# Senior Art Show

Bowie Center for the Performing Arts, Gallery  
 15200 Annapolis Rd, Bowie, MD 20715

Exhibit Runs March 3rd-30th, 2020  
 Open Monday-Thursday, 9:30 am to 5:00 pm or  
 One Hour Before All Publicized Events

Drawing by Katherine Sinituk, Eleanor Roosevelt High School