



July 5, 2019

Mr. Alex Baylor, Environmental Specialist  
Environmental Safety Office  
Prince Georges County Public Schools  
Division of Supporting Services / Building Services  
13306 Old Marlboro Pike  
Upper Marlboro, MD 20772

via email: [alex.baylor@pgcps.org](mailto:alex.baylor@pgcps.org)

**RE: Indoor Air Quality (IAQ) and Mold Assessment Services  
North Forestville Elementary School  
2311 Ritchie Road, Forestville, MD 20747  
Tidewater Project No.: 5419-019**

Dear Mr. Baylor:

Tidewater, Inc. (Tidewater) is pleased to present this Indoor Air Quality (IAQ) and Mold Assessment Report describing the results of the IAQ assessment and mold survey conducted by Tidewater at North Forestville Elementary School located at 2311 Ritchie Road in Forestville, Maryland. The IAQ and Mold survey was conducted on May 31, 2019, by Tidewater's Project Manager and Certified Industrial Hygienist, Mr. Skanda Abeyesekere MS, CIH, CSP, CHMM.

The scope of work for the IAQ assessment and mold survey included:

- Visual inspections of the following areas of the school: Library, Classroom 205, Teacher's Lounge, Health Room, Classroom 210, Classroom 105, Classroom 106, and Classroom 109 of North Forestville Elementary School for evidence of potential indoor air quality problems (including suspect microbial growth, water damage, chemical use/storage, drain traps, sources of allergens/contaminants, etc.) that may contribute to indoor air quality problems.
- Comfort parameter air testing at the above areas utilizing a direct-reading IAQ monitor for temperature (T), relative humidity (RH), carbon monoxide (CO), and carbon dioxide (CO<sub>2</sub>). Measurements were taken for comparison with guidelines established by the American Society of Heating, Refrigerating and Air-Conditioning Engineers (ASHRAE) Standard 62.1-2016, Ventilation for Acceptable Indoor Air Quality, and The United States Environmental Protection Agency (US EPA) National Ambient Air Quality Standards (NAAQS.)
- Measurement of particulate matter less than 10 microns (PM10) concentrations utilizing a direct-reading instrument at the above areas for comparison with guidelines established by the United States Environmental Protection Agency (US EPA.)
- Measurement of Total Volatile Organic Compounds (TVOCs) concentrations utilizing a direct-reading instrument at the above areas for comparison with relevant guidelines.
- Air sampling for total airborne fungal spore concentrations at the above areas using Allergenco-D cassettes affixed to a Buck BioAire™ Model B520 Bioaerosol Sampling Pump.



## **Visual Observations**

Tidewater's assessment included a visual inspection of selected areas of the school including the Library, Classroom 205, Teacher's Lounge, Health Room, Classroom 210, Classroom 105, Classroom 106, and Classroom 109 of North Forestville Elementary School. The results of Tidewater's visual inspection are as follows:

### **Library**

The Library was vacant at the time of the inspection. Two (2) window-mounted air conditioning units and two (2) wall-mounted fan coil units were in operation at the time of the inspection. General housekeeping within the Library appeared to be satisfactory. No signs of suspect mold growth or water-intrusion problems were observed in the Library. No unusual odors were detected from the Library.

### **Classroom 205**

Classroom 205 was vacant at the time of the inspection. A window-mounted air conditioning unit was in operation at the time of the inspection. No signs of suspect mold growth or water intrusion problems were observed within the classroom. Tidewater did not detect any unusual odors in the classroom at the time of the inspection.

### **Classroom 208 (Teacher's Lounge)**

Classroom 208 had three (3) occupants at the time of the inspection. One (1) window-mounted air conditioning unit and one (1) wall-mounted fan coil unit were in operation at the time of the inspection. General housekeeping within the classroom appeared to be satisfactory. No signs of suspect mold growth or water-intrusion problems were observed in the Library. No unusual odors were detected from the Library.

### **Health Room**

The Health Room was vacant at the time of the inspection. The air supply grills located on the ceiling contained excessive levels of dust and suspect mold. A ceiling-mounted air conditioning unit was observed in the Health Room. The air conditioning unit was not operating at the time of the inspection. No signs of suspect mold growth or water-intrusion problems were observed in the Health Room. No unusual odors were detected in the Health Room.

### **Classroom 210**

Classroom 210 was vacant at the time of the inspection. One (1) window-mounted air conditioning unit was in operation at the time of the inspection. One (1) wall-mounted fan coil unit was also observed in the classroom. General housekeeping within the classroom appeared to be satisfactory. A window was open allowing outside air to enter the classroom. No signs of suspect mold growth or water-intrusion problems were observed in the classroom. No unusual odors were detected.

### **Classroom 105**

Classroom 105 was had one (1) occupant at the time of the inspection. One (1) window-mounted air conditioning unit was in operation at the time of the inspection. One (1) wall-mounted fan coil unit (non-functional) was also observed. General housekeeping within the classroom appeared to be deficient. Flaking/ peeling wall plaster/ paint was observed near the sink in the washroom. Multiple water-stained ceiling tiles were also observed in the classroom. No unusual odors were detected.



### **Classroom 103**

Three (3) window-mounted air conditioning units were in operation at the time of the inspection. General housekeeping within the classroom appeared to be satisfactory. No signs of suspect mold growth, or prior or ongoing water-intrusion problems were observed in the classroom. No unusual odors were detected.

### **Classroom 109**

Classroom 109 was vacant at the time of the inspection. A window-mounted air conditioning unit was in operation at the time of the inspection. The supply air grills of this air conditioning unit were dusty. General housekeeping within the classroom appeared to be deficient. No signs of suspect mold growth or water intrusion problems were observed within the classroom. A water-stained ceiling tile was observed in the classroom. Tidewater did not detect any unusual odors.

### **Comfort Parameter Air Testing**

During the assessment, Tidewater recorded temperature, relative humidity, carbon dioxide (CO<sub>2</sub>), and carbon monoxide (CO) measurements in the above-mentioned locations of North Forestville Elementary School using a TSI Q-Track Air Quality Meter (Model Number TSI Q-Track 7565, Serial Number 7565x0931002, Calibration Date: April 18, 2019.) Measurements were taken after allowing the instrument to become acclimated to the ambient temperature and relative humidity for approximately five (5) minutes. Measurements were taken over a 5-minute time period at each designated location and the average concentration was recorded. Samples were obtained for comparison with guidelines established by the American Society for Heating Refrigeration and Air Conditioning (ASHRAE) Standard 62.1 – 2016, Ventilation for Acceptable Indoor Air Quality. A background sample was obtained in front of the main entrance to the school building for comparison to the interior readings. The results of the IAQ comfort parameter monitoring are provided in Table 1, in **Attachment A**.

According to the American Society for Heating, Refrigerating and Air Conditioning Engineers (ASHRAE) Standard 62.1 – 2016, the temperature range in summer months should be maintained between 73.0°F and 79.0°F for maximum occupant comfort. The ASHRAE guideline for temperature for winter months is between 68.0°F and 74.5°F. The indoor temperature levels recorded in the assessed areas ranged between 71.3°F and 79.6°F. The background temperature outside the building was 82.0°F. The temperature levels recorded in the Health Room marginally exceeded the upper temperature range 79.0°F recommended in ASHRAE Standard 62.1 – 2016 for summer months.

Per the same guideline, a maximum relative humidity level of 65.0% is recommended to reduce the likelihood of condensation on cold surfaces. Relative humidity levels recorded in the assessed areas ranged between 36.0% and 51.0%. The background relative humidity level outside the building was 52.1%. The relative humidity level in all areas assessed were below the ASHRAE recommended maximum relative humidity guideline of 65.0%.

ASHRAE Standard 62.1 – 2016 recommends that indoor CO<sub>2</sub> concentrations not exceed 700 ppm above the outdoor background CO<sub>2</sub> level. The CO<sub>2</sub> levels recorded in the assessed areas ranged between 543 ppm to 1,340 ppm. The background CO<sub>2</sub> level outside the building was 435 ppm. The CO<sub>2</sub> levels in the Library and Classroom 109 exceeded 700 ppm above the outdoor background CO<sub>2</sub> level of 435 ppm indicating inadequate air flow into these areas. These areas are highlighted in Table 1, in **Attachment A**.



The CO concentrations recorded in all of the assessed areas were below the maximum guideline of 9 ppm recommended by the Indoor Air Quality Association (IAQA) for CO in occupied indoor environments.

### **Particulate Matter Less than 10 Microns (PM 10)**

Tidewater conducted air sampling for respirable dust particulates using a TSI® DUST TRAK DRX™ Aerosol Monitor (Serial Number 8534170101, Calibrated Date: March 1, 2019.) The TSI® DUST TRAK DRX™ Aerosol Monitor was equipped with a PM10 (10 µm) respirable impactor. Measurements were taken after allowing the device to become acclimated to the ambient temperature and relative humidity for five (5) minutes. Measurements were taken over a 5-minute time period at each designated location and the average concentration was recorded. Samples were taken for comparison with guidelines established by the EPA NAAQS. Tidewater also obtained a background sample from outside the main entrance of the school building for comparison to the interior readings. The results of the particulate matter sampling are provided in Table 2, in **Attachment A**.

Based on the EPA National Ambient Air Quality Standard (NAAQS) for Particulate Matter, Final Rule (January 15, 2013), the 24-hour primary and secondary exposure standard for particulate matter less than 10 microns (PM10) is 150.0 micrograms per cubic meter of air (µg/m<sup>3</sup>) or 0.150 milligrams per cubic meter of air (mg/m<sup>3</sup>.) The results of the PM10 analysis indicate that the average PM10 dust concentration recorded in all of the assessed areas ranged between 0.018 mg/m<sup>3</sup> and 0.024 mg/m<sup>3</sup>. The average PM10 dust concentration in the background sample obtained in front of the main entrance was 0.023 mg/m<sup>3</sup>.

The results of the PM10 monitoring indicate that the PM10 dust concentration in all areas assessed were below the EPA 24-hour primary and secondary NAAQS of 0.150 mg/m<sup>3</sup>.

### **Total Volatile Organic Compound (TVOC) Air Testing**

Tidewater obtained direct read measurements for Total Volatile Organic Compounds (TVOCs) using a Mini-RAE 2000 Hand Held VOC meter (Model Number MINIRAE 2000, Serial Number 110-010833, Calibration Date April 9, 2019.) Measurements were taken after allowing the device to become acclimated to the ambient temperature and relative humidity for five (5) minutes. Measurements were taken over a 5-minute time period at each sampling location and the average concentration was recorded for comparison with threshold limits recommended for typical indoor occupied environments.

A background sample was also obtained outdoors in front of the main entrance of the school building for comparison to the indoor readings. The results of the particulate matter sampling are provided in Table 3, in **Attachment A**.

There are no OSHA published guidelines for TVOCs. However, in general, the indoor air quality TVOC threshold for typical indoor occupied environments should not exceed 1,000 ppb (1.0 ppm) isobutylene units. The TVOC concentrations recorded in all of the assessed areas were below the recommended threshold level of 1.0 ppm.

### **Spore Trap Bioaerosol Sampling**

On May 31, 2019, Tidewater collected a total of eight (8) spore trap air samples using Allergenco-D cassettes to characterize potential airborne fungal spores within select areas of North Forestville Elementary School. A background sample was also collected outside the main entrance to the school building for comparison purposes.



Tidewater obtained the spore trap samples using Allergenco-D cassettes affixed to a Buck BioAire™ Bioaerosol Sampling Pump (Pump Model Number B520 and Serial Number B153043, Calibration Date: February 6, 2019) calibrated to a flow rate of 15.0 Liters per minute. Each sample was run for a period of five (5) minutes at each sample location to collect a total sample volume of 75.0 liters of air.

Once collected, the samples were transported to EMSL Analytical Laboratory (EMSL) located in Beltsville, Maryland for analysis. The samples were transported following rigorous chain-of-custody guidelines to ensure proper handling and delivery of the samples. EMSL is accredited in the American Industrial Hygiene Association (AIHA) Environmental Microbiology Laboratory Accreditation Program (EMLAP) and is a successful participant in AIHA's Environmental Microbiology Proficiency Analytical Testing (EMPAT) program (Laboratory Number 102891.)

The samples were analyzed via light microscopy at the standardized magnification of 600X. This technique does not allow for the differentiation between *Aspergillus* and *Penicillium* spores because they are morphologically identical. Additionally, the technique does not allow for cultivation, or the identification of spores to the species level, except in a few cases.

There are no universally accepted federal or State of Maryland standards for acceptable airborne concentrations of bioaerosols in an indoor occupational environment. In general, airborne concentrations indoors should be less than that found in the outdoor air, with similar species composition. Indoor spore counts significantly greater than those detected outdoors, or the presence of large numbers of different types of spores indoors that are not found outdoors, may indicate contamination and potential indoor air quality problems.

The total mold spore counts for the interior samples ranged between 2,500 and 21,100 spores per cubic meter (spores/m<sup>3</sup>.) The total mold spore concentration in the outdoors (background) sample was 18,090 spores/m<sup>3</sup>. The total mold spore concentrations in Classroom 210 exceeded the outdoors (background) total mold spore concentration.

The concentration of species of the genus *Basidiospores* detected in Classroom 210 (18,700 spores /m<sup>3</sup>) exceeded the *Basidiospores* concentration in the background sample (13,700 spores /m<sup>3</sup>.) *Basidiospores* can be found anywhere and spread via wind. Concentrations are typically high in the background, as non-dangerous basidiospores are common outdoors. *Basidiospores* are moisture driven as their spores disseminate during rain or in times of high humidity, and often indicate the infiltration of outside air through windows or doors. As a window was open in this classroom at the time of sampling, this is likely the reason for the elevated concentration.

The summary of the results for the spore trap sampling are provided in Table 4 in **Attachment A**. The laboratory analytical results, including speciation and chain of custody forms for the spore trap samples are included in **Attachment B**.

## **Conclusions**

Based on this IAQ and mold assessment survey, Tidewater offers the following conclusions:

- Tidewater's visual inspection did not reveal any evidence of standing water, active water intrusion or suspect mold growth on accessible walls, floors and ceilings in the assessed areas. Water-stained ceiling tiles were observed in Classrooms 105 and 109. Flaking/peeling wall plaster/ paint was also observed in Classroom 105 wash room.



- The supply air grills located on the ceiling of the Health Room appeared to contain dust and suspect mold growth. The supply grills of the window-mounted air conditioning unit in Classroom 109 contained excessive levels of dust.
- General housekeeping in all areas assessed appeared to be good apart from Classrooms 105 and 109.
- The Relative humidity, CO, PM10, and TVOC readings recorded within the assessed areas were all within industry standards and guidelines.
- The temperature levels recorded in the Health Room marginally exceeded the upper temperature range 79.0°F recommended in ASHRAE Standard 62.1 – 2016 for summer months.
- The CO<sub>2</sub> levels in the Library and Classroom 109 exceeded 700 ppm above the outdoor background CO<sub>2</sub> level of 435 ppm and indicates inadequate air flow into these office areas.
- The mold spore concentrations in all interior locations sampled apart from the Classroom 210 were significantly below the outdoors (background) total mold spore concentration. However, the mold spore concentration in Classroom 210 exceeded the outdoors (background) total mold spore concentration.
- The concentration of species of the genus *Basidiospores* detected in Classroom 210 (18,700 spores /m<sup>3</sup>) exceeded the *Basidiospores* concentration in the background sample (13,700 spores /m<sup>3</sup>). This is likely due to the open window in the classroom during sampling.

## **Recommendations**

Based on the results of the assessment, Tidewater offers the following recommendations:

- Abate the water-stained ceiling tiles in Classroom 105 and 109. Ensure that the perimeters of the ceiling grids are cleaned with a 10% bleach solution to mitigate exiting fungal spores prior to installing new ceiling tiles.
- Abate all flaking/ peeling wall plaster/ paint in Classroom 105 wash room.
- Clean air supply grills located on the ceiling of the Health Room and the air supply grills of the window-mounted air conditioning unit in Classroom 109 with a 10% bleach solution to mitigate observed dirt/dust.
- Ensure that all cleaning activities are conducted after hours when the classrooms are vacant to minimize exposure to occupants.
- Maintain good housekeeping practices in all common areas and classrooms. All common area and classroom floors should be broom cleaned at the end of each day. Furthermore, all horizontal surfaces including desktops, furniture, window sills and suspended light fixtures should be cleaned on a routine basis to prevent the accumulations of dust.
- Ensure the HVAC System supply air is properly balanced per design requirements and current use/occupancy in order to ensure adequate ventilation throughout the classrooms.



- Ensure the ventilation systems are turned on in all classrooms and are operating at all times when the classrooms are occupied to provide sufficient air flow and ventilation to the classrooms.
- Adjust the HVAC system serving the Health Room in order to lower the temperature and achieve a temperature level between 73.0°F and 79.0°F recommended by ASHRAE Standard 62.1-2016 for summer months.
- Increase the air exchange rate to the Library and Classroom 109 in order improve the air circulation within the classrooms.
- Ensure all windows in Classroom 210 are kept closed at all times to prevent outdoor air from entering the classroom.

**Qualifications**

Tidewater has endeavored to investigate existing conditions in representative areas of North Forestville Elementary School located at 2311 Ritchie Road in Forestville, Maryland as they pertain to indoor air quality. Our conclusions and recommendations are based on the observations made on the day of our assessment, laboratory data from the time of the assessment, and information provided by both our Client and the area occupants. Actual conditions vary from day to day throughout the year.

Tidewater appreciates the opportunity to provide Industrial Hygiene consulting services for Prince Georges County Public Schools. Please contact us should any questions arise concerning this report or if we may be of further assistance.

Sincerely,  
**Tidewater, Inc.**

Skanda Abeyesekere, MS, CIH, CSP, CHMM  
Project Manager

Jonathan N. Schatz, MS  
Manager, IH Services

SA/JNS

- Attachments: **Attachment A – Summary of Comfort Parameters, Total (Nuisance) Dust, TVOC and Non-Viable Spore Trap Sampling**  
**Attachment B – Laboratory Reports for Non-Viable Spore Trap Sampling**  
**Attachment C – Calibration Certificates**  
**Attachment D – Qualifications**  
**Attachment E – Floor Plan with Sampling Locations**



## **Attachment A**

### **Summary of Comfort Parameters, Total (Nuisance) Dust, TVOC and Non-Viable Spore Trap Sampling**





<b>Table 1: Indoor Air Quality Comfort Parameters North Forestville Elementary School</b>				
<b>Location</b>	<b>Temperature (°F)</b>	<b>Relative Humidity (%)</b>	<b>Carbon Dioxide (ppm)</b>	<b>Carbon Monoxide (ppm)</b>
<b>May 31, 2019</b>				
Library	73.4	44.0	<b>1,160</b>	0.0
Classroom 205	74.5	38.2	543	0.0
Teacher's Lounge	73.3	36.0	870	0.0
Health Room	<b>79.6</b>	50.6	873	0.1
Classroom 210	76.5	44.0	765	0.0
Classroom 105	71.3	47.8	817	0.0
Classroom 106	75.0	51.0	837	0.0
Classroom 109	73.4	47.4	<b>1,340</b>	0.0
Background	82.0	52.1	435	0.0

- Numbers highlighted in red indicates locations in which temperature, carbon dioxide or relative humidity levels were either above or below the guidelines recommended by the American Society for Heating Refrigeration and Air Conditioning (ASHRAE) Standard 62.1 – 2016.



<b>Table 2: Particulate Matter Less than 10 Microns (PM10) North Forestville Elementary School</b>	
<b>Location</b>	<b>Particulate Matter (PM10)</b>
	<b>Concentration (mg/m<sup>3</sup>)</b>
<b>May 31, 2019</b>	
Library	0.018
Classroom 205	0.018
Teacher's Lounge	0.020
Health Room	0.022
Classroom 210	0.024
Classroom 105	0.024
Classroom 106	0.022
Classroom 109	0.019
Background (Outdoors)	0.023

- Highlighted areas indicates locations where the PM10 particulate concentration exceeded the EPA 24-hour primary and secondary NAAQS of 0.150 mg/m<sup>3</sup>.



<b>Table 3: Total Volatile Organic Compounds (TVOCs) North Forestville Elementary School</b>	
<b>Location</b>	<b>Concentration (ppm)</b>
<b>May 31, 2019</b>	
Library	0.0
Classroom 205	0.0
Teacher's Lounge	0.0
Health Room	0.0
Classroom 210	0.0
Classroom 105	0.0
Classroom 106	0.0
Classroom 109	0.0
Background (Outdoors)	0.0



<b>Table 4: Spore Trap Sampling Results North Forestville Elementary School</b>			
<b>May 31, 2019</b>			
<b>Sample Number</b>	<b>Sample Location</b>	<b>Sample Volume (L)</b>	<b>Total Fungi Concentration (Counts/m<sup>3</sup>)</b>
NFES-1	Library	75.0	2,500
NFES-2	Classroom 205	75.0	4,750
NFES-3	Teacher's Lounge	75.0	8,360
NFES-4	Health Room	75.0	8,660
NFES-5	Classroom 210	75.0	<b>21,100</b>
NFES-6	Classroom 105	75.0	11,760
NFES-7	Classroom 103	75.0	7,040
NFES-8	Classroom 109	75.0	4,280
BG-1	Background (Outdoors)	75.0	18,090

- Highlighted Area indicates location where the concentrations of the indoor sample exceeded the level detected in the background sample.



**TIDEWATER INC**

**ENGINEERS / SCIENTISTS / PROGRAM MANAGERS**

## **Attachment B**

### **Laboratory Reports for Non-Viable Spore Trap Mold Sampling**



# EMSL Analytical, Inc.

528 Mineola Avenue Carle Place, NY 11514  
 Phone/Fax: (516) 997-7251 / (516) 997-7528  
<http://www.EMSL.com> / [carleplacelab@emsl.com](mailto:carleplacelab@emsl.com)

Order ID: 061910759  
 Customer ID: TIDE50  
 Customer PO:  
 Project ID:

**Attn:** Skanda Abeyeskere  
 Tidewater, Inc.  
 6625 Selnick Drive  
 Suite A  
 Elkridge, MD 21075

**Phone:** (410) 540-8700  
**Fax:** (410) 997-8713  
**Collected:** 05/31/2019  
**Received:** 06/03/2019  
**Analyzed:** 06/05/2019

**Proj:** North Forestville ES 5419-019

**Test Report: Allergenco-D(™) Analysis of Fungal Spores & Particulates by Optical Microscopy (Methods MICRO-SOP-201, ASTM D7391)**

Lab Sample Number: Client Sample ID: Volume (L): Sample Location:	061910759-0001 NFES-1 75 Library			061910759-0002 NFES-2 75 Room 205			061910759-0003 NFES-3 75 Teacher's Lounge 208		
Spore Types	Raw Count	Count/m <sup>3</sup>	% of Total	Raw Count	Count/m <sup>3</sup>	% of Total	Raw Count	Count/m <sup>3</sup>	% of Total
Alternaria (Ulocladium)	-	-	-	2*	30*	0.6	-	-	-
Ascospores	6	300	12	12	520	10.9	13	570	6.8
Aspergillus/Penicillium	4	200	8	3	100	2.1	4	200	2.4
Basidiospores	44	1900	76	93	4100	86.3	167	7290	87.2
Bipolaris++	-	-	-	-	-	-	-	-	-
Chaetomium	-	-	-	-	-	-	-	-	-
Cladosporium	3	100	4	-	-	-	6	300	3.6
Curvularia	-	-	-	-	-	-	-	-	-
Epicoccum	-	-	-	-	-	-	-	-	-
Fusarium	-	-	-	-	-	-	-	-	-
Ganoderma	-	-	-	-	-	-	-	-	-
Myxomycetes++	-	-	-	-	-	-	-	-	-
Pithomyces++	-	-	-	-	-	-	-	-	-
Rust	-	-	-	-	-	-	-	-	-
Scopulariopsis/Microascus	-	-	-	-	-	-	-	-	-
Stachybotrys/Memnoniella	-	-	-	-	-	-	-	-	-
Unidentifiable Spores	-	-	-	-	-	-	-	-	-
Zygomycetes	-	-	-	-	-	-	-	-	-
Cercospora++	-	-	-	-	-	-	-	-	-
Polythrincium	-	-	-	-	-	-	-	-	-
<b>Total Fungi</b>	<b>57</b>	<b>2500</b>	<b>100</b>	<b>110</b>	<b>4750</b>	<b>100</b>	<b>190</b>	<b>8360</b>	<b>100</b>
Hyphal Fragment	-	-	-	-	-	-	-	-	-
Insect Fragment	-	-	-	-	-	-	-	-	-
Pollen	-	-	-	-	-	-	-	-	-
Analyt. Sensitivity 600x	-	44	-	-	44	-	-	44	-
Analyt. Sensitivity 300x	-	13*	-	-	13*	-	-	13*	-
Skin Fragments (1-4)	-	2	-	-	2	-	-	1	-
Fibrous Particulate (1-4)	-	2	-	-	1	-	-	1	-
Background (1-5)	-	2	-	-	1	-	-	1	-

++ Includes other spores with similar morphology; see EMSL's fungal glossary for each specific category.

Jeffrey Lau, Microbiology Laboratory Manager  
 or Other Approved Signatory

No discernable field blank was submitted with this group of samples.

Samples received in good condition unless otherwise noted. High levels of background particulate can obscure spores and other particulates, leading to underestimation. Background levels of 5 indicate an overloading of background particulates, prohibiting accurate detection and quantification. Present = Spores detected on overloaded samples. Results are not blank corrected unless otherwise noted. The detection limit is equal to one fungal spore, structure, pollen, fiber particle or insect fragment. "\*" Denotes particles found at 300X. "-" Denotes not detected. Due to method stopping rules, raw counts in excess of 100 are extrapolated based on the percentage analyzed. EMSL maintains liability limited to cost of analysis. This report relates only to the samples reported above and may not be reproduced, except in full, without written approval by EMSL. EMSL bears no responsibility for sample collection activities or analytical method limitations. Interpretation and use of test results are the responsibility of the client. The report reflects the samples as received. When the information supplied by the customer can affect the validity of the result, it will be noted on the report.  
 Samples analyzed by EMSL Analytical, Inc. Carle Place, NY

Initial report from: 06/06/2019 08:28:23

For Information on the fungi listed in this report please visit the Resources section at [www.emsl.com](http://www.emsl.com)



# EMSL Analytical, Inc.

528 Mineola Avenue Carle Place, NY 11514  
Phone/Fax: (516) 997-7251 / (516) 997-7528  
<http://www.EMSL.com> / [carleplacelab@emsl.com](mailto:carleplacelab@emsl.com)

Order ID: 061910759  
Customer ID: TIDE50  
Customer PO:  
Project ID:

**Attn:** Skanda Abeyeskere  
Tidewater, Inc.  
6625 Selnick Drive  
Suite A  
Elkridge, MD 21075  
**Phone:** (410) 540-8700  
**Fax:** (410) 997-8713  
**Collected:** 05/31/2019  
**Received:** 06/03/2019  
**Analyzed:** 06/05/2019  
**Proj:** North Forestville ES 5419-019

### Test Report: Allergenco-D(™) Analysis of Fungal Spores & Particulates by Optical Microscopy (Methods MICRO-SOP-201, ASTM D7391)

Lab Sample Number: Client Sample ID: Volume (L): Sample Location:	061910759-0004 NFES-4 75 Health Room			061910759-0005 NFES-5 75 Room 210			061910759-0006 NFES-6 75 Room 105		
Spore Types	Raw Count	Count/m <sup>3</sup>	% of Total	Raw Count	Count/m <sup>3</sup>	% of Total	Raw Count	Count/m <sup>3</sup>	% of Total
Alternaria (Ulocladium)	-	-	-	-	-	-	-	-	-
Ascospores	21	920	10.6	43	1900	9	30	1300	11.1
Aspergillus/Penicillium	5	200	2.3	3	100	0.5	4	200	1.7
Basidiospores	165	7200	83.1	429	18700	88.6	224	9780	83.2
Bipolaris++	-	-	-	-	-	-	-	-	-
Chaetomium	-	-	-	-	-	-	-	-	-
Cladosporium	6	300	3.5	9	400	1.9	10	440	3.7
Curvularia	-	-	-	-	-	-	-	-	-
Epicoccum	-	-	-	-	-	-	-	-	-
Fusarium	-	-	-	-	-	-	-	-	-
Ganoderma	-	-	-	-	-	-	-	-	-
Myxomycetes++	1	40	0.5	-	-	-	1	40	0.3
Pithomyces++	-	-	-	-	-	-	-	-	-
Rust	-	-	-	-	-	-	-	-	-
Scopulariopsis/Microascus	-	-	-	-	-	-	-	-	-
Stachybotrys/Memnoniella	-	-	-	-	-	-	-	-	-
Unidentifiable Spores	-	-	-	-	-	-	-	-	-
Zygomycetes	-	-	-	-	-	-	-	-	-
Cercospora++	-	-	-	-	-	-	-	-	-
Polythrincium	-	-	-	-	-	-	-	-	-
<b>Total Fungi</b>	<b>198</b>	<b>8660</b>	<b>100</b>	<b>484</b>	<b>21100</b>	<b>100</b>	<b>269</b>	<b>11760</b>	<b>100</b>
Hyphal Fragment	1*	10*	-	-	-	-	4	200	-
Insect Fragment	-	-	-	-	-	-	-	-	-
Pollen	-	-	-	-	-	-	1*	10*	-
Analyt. Sensitivity 600x	-	44	-	-	44	-	-	44	-
Analyt. Sensitivity 300x	-	13*	-	-	13*	-	-	13*	-
Skin Fragments (1-4)	-	2	-	-	2	-	-	2	-
Fibrous Particulate (1-4)	-	2	-	-	2	-	-	2	-
Background (1-5)	-	2	-	-	2	-	-	2	-

++ Includes other spores with similar morphology; see EMSL's fungal glossary for each specific category.

Jeffrey Lau, Microbiology Laboratory Manager  
or Other Approved Signatory

No discernable field blank was submitted with this group of samples.

Samples received in good condition unless otherwise noted. High levels of background particulate can obscure spores and other particulates, leading to underestimation. Background levels of 5 indicate an overloading of background particulates, prohibiting accurate detection and quantification. Present = Spores detected on overloaded samples. Results are not blank corrected unless otherwise noted. The detection limit is equal to one fungal spore, structure, pollen, fiber particle or insect fragment. "\*" Denotes particles found at 300X. "-" Denotes not detected. Due to method stopping rules, raw counts in excess of 100 are extrapolated based on the percentage analyzed. EMSL maintains liability limited to cost of analysis. This report relates only to the samples reported above and may not be reproduced, except in full, without written approval by EMSL. EMSL bears no responsibility for sample collection activities or analytical method limitations. Interpretation and use of test results are the responsibility of the client. The report reflects the samples as received. When the information supplied by the customer can affect the validity of the result, it will be noted on the report.  
Samples analyzed by EMSL Analytical, Inc. Carle Place, NY

Initial report from: 06/06/2019 08:28:23



# EMSL Analytical, Inc.

528 Mineola Avenue Carle Place, NY 11514  
 Phone/Fax: (516) 997-7251 / (516) 997-7528  
<http://www.EMSL.com> / [carleplacelab@emsl.com](mailto:carleplacelab@emsl.com)

Order ID: 061910759  
 Customer ID: TIDE50  
 Customer PO:  
 Project ID:

**Attn:** Skanda Abeyeskere  
 Tidewater, Inc.  
 6625 Selnick Drive  
 Suite A  
 Elkridge, MD 21075

Phone: (410) 540-8700  
 Fax: (410) 997-8713  
 Collected: 05/31/2019  
 Received: 06/03/2019  
 Analyzed: 06/05/2019

**Proj:** North Forestville ES 5419-019

**Test Report: Allergenco-D™ Analysis of Fungal Spores & Particulates by Optical Microscopy (Methods MICRO-SOP-201, ASTM D7391)**

Lab Sample Number: Client Sample ID: Volume (L): Sample Location:	061910759-0007 NFES-7 75 Room 103			061910759-0008 NFES-8 75 Room 109			061910759-0009 NFBG-1 75 Outdoors		
Spore Types	Raw Count	Count/m <sup>3</sup>	% of Total	Raw Count	Count/m <sup>3</sup>	% of Total	Raw Count	Count/m <sup>3</sup>	% of Total
Alternaria (Ulocladium)	-	-	-	-	-	-	1	40	0.2
Ascospores	9	400	5.7	4	200	4.7	66	2900	16
Aspergillus/Penicillium	73	3200	45.5	23	1000	23.4	-	-	-
Basidiospores	79	3400	48.3	69	3000	70.1	314	13700	75.7
Bipolaris++	-	-	-	-	-	-	1*	10*	0.1
Chaetomium	-	-	-	-	-	-	-	-	-
Cladosporium	-	-	-	1	40	0.9	27	1200	6.6
Curvularia	-	-	-	-	-	-	1*	10*	0.1
Epicoccum	1	40	0.6	-	-	-	2	90	0.5
Fusarium	-	-	-	-	-	-	-	-	-
Ganoderma	-	-	-	-	-	-	-	-	-
Myxomycetes++	-	-	-	-	-	-	1*	10*	0.1
Pithomyces++	-	-	-	-	-	-	-	-	-
Rust	-	-	-	-	-	-	-	-	-
Scopulariopsis/Microascus	-	-	-	1	40	0.9	-	-	-
Stachybotrys/Memnoniella	-	-	-	-	-	-	-	-	-
Unidentifiable Spores	-	-	-	-	-	-	-	-	-
Zygomycetes	-	-	-	-	-	-	-	-	-
Cercospora++	-	-	-	-	-	-	2	90	0.5
Polythrincium	-	-	-	-	-	-	1	40	0.2
<b>Total Fungi</b>	<b>162</b>	<b>7040</b>	<b>100</b>	<b>98</b>	<b>4280</b>	<b>100</b>	<b>416</b>	<b>18090</b>	<b>100</b>
Hyphal Fragment	2	90	-	-	-	-	-	-	-
Insect Fragment	-	-	-	-	-	-	-	-	-
Pollen	-	-	-	1*	10*	-	-	-	-
Analyt. Sensitivity 600x	-	44	-	-	44	-	-	44	-
Analyt. Sensitivity 300x	-	13*	-	-	13*	-	-	13*	-
Skin Fragments (1-4)	-	2	-	-	2	-	-	1	-
Fibrous Particulate (1-4)	-	2	-	-	2	-	-	1	-
Background (1-5)	-	2	-	-	2	-	-	2	-

++ Includes other spores with similar morphology; see EMSL's fungal glossary for each specific category.

Jeffrey Lau, Microbiology Laboratory Manager  
 or Other Approved Signatory

No discernable field blank was submitted with this group of samples.

Samples received in good condition unless otherwise noted. High levels of background particulate can obscure spores and other particulates, leading to underestimation. Background levels of 5 indicate an overloading of background particulates, prohibiting accurate detection and quantification. Present = Spores detected on overloaded samples. Results are not blank corrected unless otherwise noted. The detection limit is equal to one fungal spore, structure, pollen, fiber particle or insect fragment. "\*" Denotes particles found at 300X. "-" Denotes not detected. Due to method stopping rules, raw counts in excess of 100 are extrapolated based on the percentage analyzed. EMSL maintains liability limited to cost of analysis. This report relates only to the samples reported above and may not be reproduced, except in full, without written approval by EMSL. EMSL bears no responsibility for sample collection activities or analytical method limitations. Interpretation and use of test results are the responsibility of the client. The report reflects the samples as received. When the information supplied by the customer can affect the validity of the result, it will be noted on the report.  
 Samples analyzed by EMSL Analytical, Inc. Carle Place, NY

Initial report from: 06/06/2019 08:28:23

For Information on the fungi listed in this report please visit the Resources section at [www.emsl.com](http://www.emsl.com)



# Microbiology Chain of Custody

EMSL Order Number (Lab Use Only):

061910759

PHONE:

FAX:

Company: Tidewater Inc		EMSL-Bill to: <input type="checkbox"/> Different <input type="checkbox"/> Same <small>If Bill to is Different note instructions in Comments**</small>	
Street: 6625 Selnick Drive, Suite A		Third Party Billing requires written authorization from third party	
City: Elkridge	State/Province: MD	Zip/Postal Code:	Country:
Report To (Name): Skanda Abeyesekere		Telephone #:	
Email Address: skanda@tideh2o.net		Fax #:	Purchase Order:
Project Name/Number: <u>North Forestville ES</u>		Please Provide Results: <input type="checkbox"/> FAX <input type="checkbox"/> E-mail <input type="checkbox"/> Mail	
U.S. State Samples Taken: Maryland <u>5419-019</u>		Connecticut Samples: <input type="checkbox"/> Commercial <input type="checkbox"/> Residential	

Turnaround Time (TAT) Options\* - Please Check

3 Hour  
  6 Hour  
  24 Hour  
  48 Hour  
  72 Hour  
  96 Hour  
  1 Week  
  2 Week

\*Analysis completed in accordance with EMSL's Terms and Conditions located in the Analytical Price Guide. TATs are subject to methodology requirements

**Non Culturable Air Samples (Spore Traps) – Test Codes**


• M001 Air-O-Cell	• M173 Allegro M2	• M004 Allergenco	• M032 Allergenco-D	• M172 Versa Trap
• M049 BioSIS	• M003 Burkard	• M043 Cyclex	• M002 Cyclex-d	
• M030 Micro 5	• M174 MoldSnap	• M176 Relle Smart	• M130 Via-Cell	

**Other Microbiology Test Codes**

<ul style="list-style-type: none"> <li>• M041 Fungal Direct Examination</li> <li>• M005 Viable Fungi ID and Count</li> <li>• M006 Viable Fungi ID and Count (Speciation)</li> <li>• M007 Culturable Fungi</li> <li>• M008 Culturable Fungi (Speciation)</li> <li>• M009 Gram Stain Culturable Bacteria</li> <li>• M010 Bacterial Count and ID – 3 Most Prominent</li> <li>• M011 Bacterial Count and ID – 5 Most Prominent</li> <li>• M013 Sewage Contamination in Buildings</li> </ul>	<ul style="list-style-type: none"> <li>• M014 Endotoxin Analysis</li> <li>• M015 Heterotrophic Plate Count</li> <li>• M180 Real Time Q-PCR-ERMI 36 Panel</li> <li>• M018 Total Coliform (Membrane Filtration)</li> <li>• M020 Fecal Streptococcus (Membrane Filtration)</li> <li>• M210-215 Legionella Detection</li> <li>• M026 Recreational Water Screen</li> <li>• M027 Mycotoxin Analysis</li> </ul>	<ul style="list-style-type: none"> <li>• M029 Enterococci</li> <li>• M019 Fecal Coliform</li> <li>• M133 MRSA Analysis</li> <li>• M028 Cryptococcus neoformans Detection</li> <li>• M120 Histoplasma capsulatum Detection</li> <li>• M033-39 Allergen Testing</li> <li>• M044 Group Allergen (Cat, Dog, Cockroach, Dustmites)</li> <li>• Other See Analytical Price Guide</li> </ul>
---	--	--


Preservation Method (Water):


Name of Sampler: Skanda Abeyesekere

Signature of Sampler: 


Sample #	Sample Location	Sample Type	Test Code	Volume/Area	Date/Time Collected
Example: A1	Kitchen	Air	M001	75L	11/12 4:00 PM
NFES-1	Library	Air	M632	75-0	05/31/19
-2	Room 205				
-3	Teacher's Lounge 208				
-4	Heats room				
-5	Room 210				
-6	Room 105				
-7	Room 103				
-8	Room 109				
BG-1	out doors				

Client Sample # (s): 10 9 Total # of Samples: 29

Relinquished (Client):  Date: 05/31/19 Time: 5:30pm

Received (Client):  Date: 6/3/19 Time: 1:45pm

Comments:

 6/5/19

Rec'd  
6/4/19 10:40 AM





**TIDEWATER** INC

**ENGINEERS / SCIENTISTS / PROGRAM MANAGERS**

**Attachment C**  
**Calibration Certificates**



### IAQ Meter Calibration Certificate

<b>Cal Standard</b>	<b>Lot #</b>	<b>Expiration</b>
	18-6508	4/18/2020

<b>Carbon Monoxide Gas</b>	<b>Reading ppm</b>	<b>Acceptable Range</b>
35 ppm ▼	35.0	(32 - 38) ▼

<b>Carbon Dioxide Gas</b>	<b>Reading ppm</b>	<b>Acceptable Range</b>
1000 ppm ▼	1008.0	(950 - 1050) ▼

<b>Model</b>	TSI Q-Trak 7565 ▼
<b>S/N</b>	7565x0931002
<b>Barcode</b>	u59038x
<b>Order #</b>	398188

Calibrated By Bryce Spontak ▼

Date of Calibration 05/16/19

All calibrations performed by FEI conform to manufacturer's specifications. Please report any issues within 24 hours of receiving equipment.

All calibration gas used is traceable to NIST. Additional documentation is available upon request.

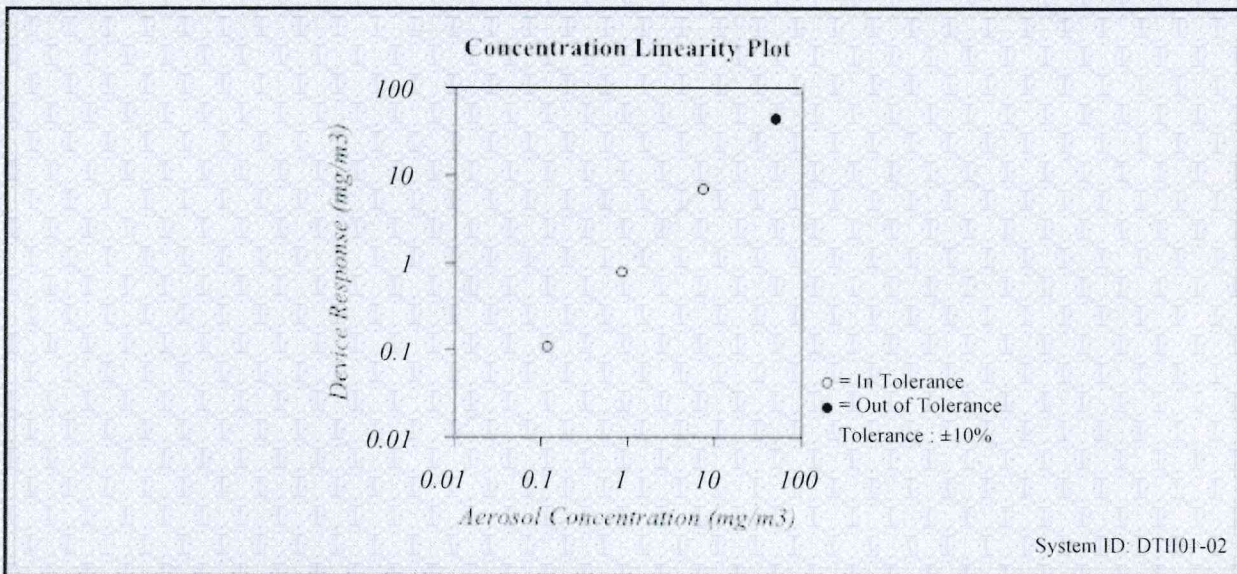


# CERTIFICATE OF CALIBRATION AND TESTING

TSI Incorporated, 500 Cardigan Road, Shoreview, MN 55126 USA  
 Tel: 1-800-874-2811 1-651-490-2811 Fax: 1-651-490-3824 http://www.tsi.com

Environment Conditions			Model	<b>8534</b>
Temperature	76.6 (24.8)	°F (°C)	Serial Number	<b>8534170101</b>
Relative Humidity	24	%RH		
Barometric Pressure	29.14 (986.8)	inHg (hPa)		

<input type="checkbox"/> As Left	<input type="checkbox"/> In Tolerance
<input checked="" type="checkbox"/> As Found	<input checked="" type="checkbox"/> Out of Tolerance



FLOW AND PRESSURE VERIFICATION				SYSTEM DTII01-02			
Parameter	Standard	Measured	Allowable Range	Parameter	Standard	Measured	Allowable Range
Flow lpm	3.0	3.0	2.85 ~ 3.15	Pressure kPa	98.6	98.6	93.71 ~ 103.57

Pump run time: 25 Hours, Pump voltage: 433 Bits

*TSI Incorporated does hereby certify that all materials, components, and workmanship used in the manufacture of this equipment are in strict accordance with the applicable specifications agreed upon by TSI and the customer and with all published specifications. All performance and acceptance tests required under this contract were successfully conducted according to required specifications. There is no NIST standard for optical mass measurements. Calibration of this instrument performed by TSI has been done using emery oil and has been nominally adjusted to respirable mass per standard ISO 12103-1, A1 test dust (Arizona dust). Our calibration ratio is greater than 1.2:1*

Measurement Variable	System ID	Last Cal.	Cal. Due	Measurement Variable	System ID	Last Cal.	Cal. Due
Temp/Humidity	E005409	10-19-17	10-31-18	Temp/Humidity	E005410	10-19-17	10-31-18
DC Voltage	E003314	05-03-17	05-31-18	DC Voltage	E003315	05-03-17	05-31-18
Photometer	E003319	01-09-18	07-31-18	Microbalance	M001324	11-02-16	11-30-18
1 um PSL	679755	n/a	n/a	3 um PSL	180387	n/a	n/a
10 um PSL	167947	n/a	n/a	Pressure	E003511	10-02-17	10-31-18
Flowmeter	E002471	04-20-17	04-30-18				

Verified

March 1, 2018  
 Date



# INSTRUMENT CALIBRATION REPORT

Pine Environmental Services, LLC.

## Tidewater MD

**Instrument ID** 110-010833  
**Description** MINIRAE 2000  
**Calibrated** 4/9/2019

**Manufacturer** Rae Systems  
**Model Number** MINIRAE 2000  
**Serial Number** 110-010833  
**Location** Maryland  
**Department** CATHY MOORE

**Frequency** 6 Months  
**Status** Pass  
**Temp** 24  
**Humidity** 39

### Calibration Specifications

**Group #** 1  
**Group Name** ISOBUTYLENE  
**Stated Accy** Pct of Reading

**Range Acc %** 0.0000  
**Reading Acc %** 3.0000  
**Plus/Minus** 0.00

<u>Nom In Val / In Val</u>	<u>In Type</u>	<u>Out Val</u>	<u>Out Type</u>	<u>Fnd As</u>	<u>Lft As</u>	<u>Dev%</u>	<u>Pass/Fail</u>
100.00 / 100.00	ppm	100.00	ppm	92.80	101.00	1.00%	Pass

### Test Instruments Used During the Calibration

(As Of Cal Entry Date)

<u>Test Instrument ID</u>	<u>Description</u>	<u>Manufacturer</u>	<u>Model Number</u>	<u>Serial Number / Lot Number</u>	<u>Last Cal Date</u>	<u>Next Cal Date / Expiration Date</u>
MD ISO 100PPM FBI-248-100-12	MD ISO 100PPM	Pine Environmental Services, Inc.		34LS-248-100	5/23/2022	
MD ZERO AIR FBI-1-25	ZERO AIR Oxygen 20.9%VOL, Nitrogen Balance	Pine Environmental Services, Inc.	31844	FBI-1-25		

### Notes about this calibration

**Calibration Result** Calibration Successful  
**Who Calibrated** Ryan Armstrong

Pine Environmental Services, LLC. hereby certifies that this instrument is calibrated and functions to meet the manufacturer's specifications using NIST traceable standards, or is derived from accepted values of physical constants.

# Certificate of Conformance

Buck BioAire™

Buck BioSlide™

Serial number: B153043 Date Issued: 2-6-19

## Flow Calibration

The instrument listed above is in conformance with factory specifications and the flow is set to nominal using a BUCK Calibrator which is N.I.S.T. traceable to A. P. Buck, Inc. Calibration Procedure APB-1, Ver. 6.2.

**QA APPROVAL BY:** Thomas J. Coover

Information contained in this document should not be reproduced in any form without the written consent of A.P. Buck Inc. It is for reference only and cannot be used as a form of endorsement by any private or governmental regulatory body.

A.P. BUCK, INC.  
7101 Presidents Drive, Suite 110  
Orlando, FL 32809  
Phone: 407-851-8602 • Fax: 407-851-8910

**BUCK**  
A.P. BUCK, INC.

COCR-004 REV-01 3/3/2006




**TIDEWATER** INC

**ENGINEERS / SCIENTISTS / PROGRAM MANAGERS**

**Attachment D**

**Qualifications**





**american board of industrial hygiene®**

organized to improve the practice of industrial hygiene  
proclaims that

*Skandakumar Harshanath Abeyesekere*

having met all requirements of  
education, experience and examination, and  
ongoing maintenance,  
is hereby certified in the

**COMPREHENSIVE PRACTICE  
of  
INDUSTRIAL HYGIENE**

and has the right to use the designations

**CERTIFIED INDUSTRIAL HYGIENIST**


**CIH**

Certificate Number	9928 CP
Awarded:	May 11, 2011
Expiration Date:	December 1, 2021



*Susan Ripple*  
\_\_\_\_\_  
Chair, ABIH

*Allen K. Oliver*  
\_\_\_\_\_  
Chief Executive Officer, ABIH



# BOARD OF CERTIFIED SAFETY PROFESSIONALS

affirms that

## Skandakumar Abeysekere

Has applied for, met qualifications, and passed required examination(s) and is hereby authorized to use the designation

### Certified Safety Professional® in Comprehensive Practice

So long as this certificate is not suspended or revoked and the certificant renews this authorization annually and meets Continuance of Certification requirements.

Board of Examiners in witness whereof we have here unto set our hands and affixed the Seal of the Board this 7th Day of April, 2008



<i>Paul S Adams</i>	President
<i>Linda Japp</i>	Secretary
20110	CSP No.



THIS CERTIFIES THAT

*Skandakumar Abeyeskere*

HAS SUCCESSFULLY MET ALL THE REQUIREMENTS OF EDUCATION, EXPERIENCE AND EXAMINATION, AND IS HEREBY DESIGNATED A

**CERTIFIED HAZARDOUS MATERIALS MANAGER  
CHMM**



May 13, 2016

DATE OF CERTIFICATION

19053

CREDENTIAL NUMBER

May 31, 2021

CERTIFICATION EXPIRES

*M. Patricia Buley*  
ACTING EXECUTIVE DIRECTOR

VALID SO LONG AS THIS CREDENTIAL IS RENEWED ACCORDING TO SCHEDULE AND IS NOT OTHERWISE REVOKED.



Accredited by the American National Standards Institute and the Council of Engineering and Scientific Specialty Boards



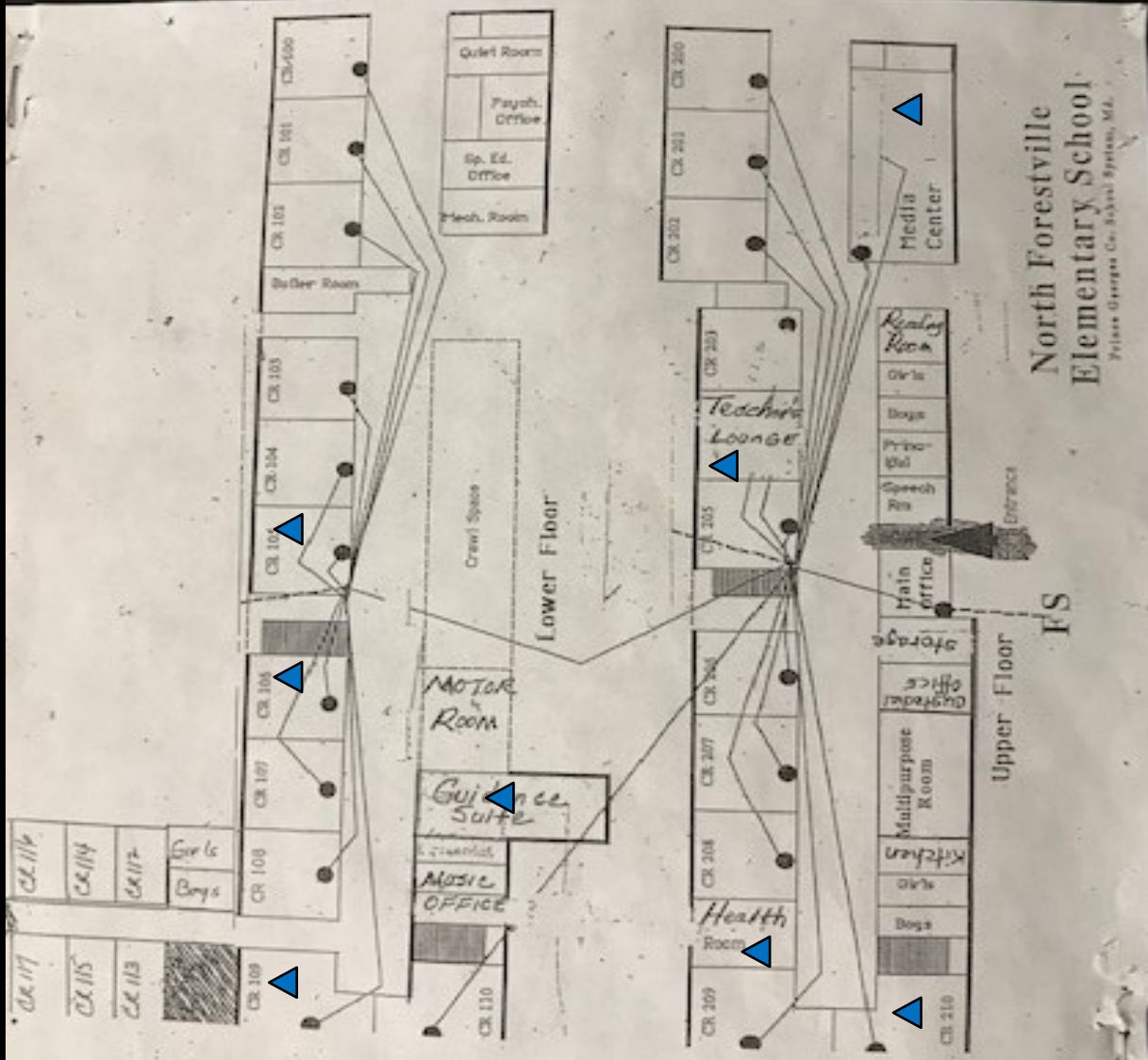


**TIDEWATER** INC

ENGINEERS / SCIENTISTS / PROGRAM MANAGERS

## **Attachment E**

### **Floor Plan with Sampling Locations**



General Notes

Scale: N/A

**Attachment C**  
**North Forestville Elementary School**  
**Floor Plan with Sampling Locations**

Project #: 5419-019  
 Date: May 31, 2019

▲ = Sample Location