

Suitland High School

Construction Update Meeting | December 7, 2022

Questions & Answers

Why is dining being built to accommodate 1,500 students (3 X 500) when the school is being built for 2,000 students?

First, all students will most likely not be eating lunch and using the cafeteria at the same. Additionally, most school cafeterias, this one included, are designed to accommodate a percentage of the student body due to what is called "diversity". This is the understanding that a percentage of students will eat lunch outside, off campus, or somewhere else other than the school cafeteria. Based on these observations, the county has learned that they can expect 1,500 out of 2,000 students to dine in the cafeteria per day.


Will staff and students that may have a disability have access to an elevator? Is there more than one in the building? If so, is it one on each end of the building? If not, is it too late to add that to the plans?

There are three elevators throughout the building. There is one in the lobby of the auditorium, one in the academic area of the high school right by the learning stairs, and one in the CVPA building.

When is the actual delivery date for the completion of this project?

The construction of this project will occur in three phases with completion and delivery date of July 2026.





Are there escalators as well?

No, there are no escalators in the building.

Will our auditorium accommodate a capacity of 2000 guests?

No, the auditorium will accommodate 800 guests. While this capacity is lower than the existing auditorium, there will be overflow capacity in the dining commons that will be able to seat an additional 500 - 600 guests and have simulcast streaming technology.

Where will the students now be located when the new building is being built?

The students will remain in their existing school buildings while the new school is being built. The project is being completed in phases. The first phase will be the construction of the high school with the academic areas and shared food service and gymnasium spaces. Upon completion of Phase 1, all students will move into the new high school building while the rest of the project is being completed.

Will the elevators require a key or will they be code based?

For security reasons, the elevators will require a key.

Are there commons in the Suitland building?

There are a variety of common areas throughout the building. The main common area is the dining commons by the learning stairs, which acts as sort of a town square for the school. Additionally, there are common spaces throughout the school for students to socialize, meet, and engage in project-based learning.


Is this school open to students outside of the regular schooling zone?

Suitland High School is a creative and visual performing arts (CVPA) school. So, it has its regular school boundaries for its traditional school population, but it also has a larger school boundary for students that attend the CVPA program. This larger boundary includes approximately half of the county from the middle to the southern end. CVPA students in the northern portion of the county will attend Northwestern High School.

What is the projected completion date (month/year) for Phase 2 (CVPA) completion?

Phase 2 which is the CVPA building is projected for completion in December 2025.





During the conceptual phase and many meetings, what was the discussion about having an auditorium that can be used to generate income hosting events? Only an 800-seat capacity will surely limit what we can and can't do.

Suitland High School is first and foremost a school. The county-based the decision on the sizing of the main school auditorium based on budget and what was deemed appropriate and typical for a high school. Events can still be held, making use of the overflow seating area if the event is larger than 800 people. However, the auditorium was designed with school use in mind, not necessarily income-driven events.

Why is the new auditorium going to be smaller than the old/current one?

The existing auditorium, which has a capacity of about 1,100 people, was designed to be shared by both the main school and the CVPA program. With the new design, there will be two theaters, one in the main building and a separate CVPA theater. Building two theaters the same size as the current theater was determined not to be economically feasible by the county. So, it was decided that an 800-person capacity auditorium would be sufficient for the main high school program, with additional overflow capacity available in the adjacent dining commons.

What class is slated to be the first graduating at the new Suitland High School?

The class of 2025 will be the first class to get to experience and graduate from the new Suitland High School.

Why was the decision made to build around the students as opposed to moving them to another location?

The county does not have a school or facility large enough to accommodate the full population of Suitland High School and its program. So, the phasing plan was developed to allow the students to stay onsite during the project.


Will the gym and cafeteria be separate?

Yes, the gym and cafeteria will be separate. The cafeteria, or dining commons, will be situated at the center of the school next to the learning stairs. There are two gyms, a competition gym that will seat 1500 and an adjacent auxiliary gym.

Also, will there be reading areas and a library?

There is a library, which is called the "media center", located adjacent to the dining commons that will have book stacks, technology, comfortable seating, and additional spaces such as classrooms and maker spaces.





Earlier in the presentation, you all mentioned that you are working to get permits. Do you anticipate any roadblocks to obtaining permits and will that push the projected timeframe back?

In construction, we expect the mitigation of roadblocks all the time. Currently, the project team is working to move and adjust the schedule and activities to ensure that the project is still delivered on time despite any delays in the permitting process.

Are CVPA and Suitland separate schools?

CVPA and Suitland High School are not separate schools. Simply put, Suitland High School is one school with two programs sharing a campus.

What is the makeup of contractors being used, i.e., the MBE goals and numbers?

The contractors for the Suitland project are Turner Construction and Corenic Construction Group, which are working together in a joint venture. While Turner is a majority-owned company, Corenic is a minority-owned, local firm. The MBE goals for procurement are 30% MBE, 8% African American MBE, and 11% women MBE. To date we have exceeded the goals, procuring 37% MBE, 17% African American MBE, and 13% women MBE.

Other than the football field, what other sports facilities or areas are included in this plan?

The football field in the stadium also accommodates soccer and has a running track. Adjacent to the stadium are additional areas for track and field activities. In addition to the stadium, there is a softball field, a baseball field, tennis courts, and a multipurpose field.

What is CVPA?

CVPA stands for the Center for the Visual and Performing Arts. It is the arts program at Suitland High School.


Does the revenue from CVPA go to Suitland?

CVPA and Suitland are the same school, just different programs. Revenue from CVPA activities still goes to Suitland High School but is just allocated to the CVPA program.

Is the football field going to be grass or turf?

Turf.





Is the annex going to be torn down?

The annex will be torn down at the end of Phase 2 after the students are moved over to the new facility.

Based on the previous meeting plans, the cosmetology class would be located near the CVPA. Is this still the plan and does this mean the Cosmo class will be completed during the 2nd phase?

Yes.

Was it the school system's decision to remove the CTE program from the new build?

The county is moving toward the goal of housing the CTE program in two hubs, one in the north and one in the south. Thus, the decision to move the program from the new build is a part of this process.

Will the football field have an electric scoreboard, lights, and a commentator booth?

Yes, the stadium will have all of those features.

Will the buildings be LEED?

Yes, the building will be LEED-certified.

How does the new school compare to the old school in size and what is the max capacity?

The new school is larger than the current school and will have a max capacity of 2,000 students.

